

TABLE 28

SHELL SIZE	'C' DIA MIN	'D' DIA MAX
9	.250 (6.35)	.533 (13.54)
11	.375 (9.53)	.605 (15.37)
13	.500 (12.70)	.774 (19.66)
15	.625 (15.88)	.838 (21.29)
17	.750 (19.05)	.963 (24.46)
19	.812 (20.62)	1.042 (26.47)
21	.937 (23.80)	1.217 (30.91)
23	1.062 (26.97)	1.355 (34.42)
25	1.188 (30.18)	1.443 (36.65)

TABLE 29

SHELL SIZE	CABLE RANGE	
	MIN	MAX
9	.098 (2.49)	.234 (5.94)
11	.153 (3.89)	.234 (5.94)
13	.190 (4.83)	.328 (8.33)
15	.260 (6.60)	.457 (11.61)
17	.283 (7.19)	.634 (16.10)
19	.325 (8.26)	.614 (15.60)
21	.343 (8.71)	.698 (17.73)
23	.381 (9.68)	.823 (20.90)
25	.418 (10.62)	.853 (21.67)

TABLE 30

SHELL SIZE	CONNECTOR INTERFACE THREAD SIZE
9	M12 x 1.0-6H
11	M15 x 1.0-6H
13	M18 x 1.0-6H
15	M22 x 1.0-6H
17	M25 x 1.0-6H
19	M28 x 1.0-6H
21	M31 x 1.0-6H
23	M34 x 1.0-6H
25	M37 x 1.0-6H

Finish Designators

TABLE 31: FINISH DESIGNATOR

DESIGNATOR	FINISH	DESCRIPTION
A	BLACK ANODIZE	MIL-A-8625, TYPE II
B	BLACK CADMIUM	QQ-P-416, TYPE II, CLASS 3
N	ELECTROLESS NICKEL	MIL-C-26074, CLASS 3 OR 4, GRADE B*
W	CADMIUM	OLIVE DRAB OVER SUITABLE UNDERPLATE
S	PASSIVATE	QQ-P-35

* RESTRICTED TO SPACE APPLICATIONS.

NOTE:
METRIC CONVERSIONS IN PARENTHESES.




Interface Accessories For: MIL-C-38999 SERIES III AND IV

M85049/14

STRAIGHT BACKSHELL, SELF LOCKING.

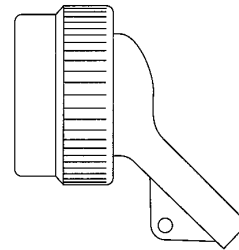
M85049/14 **S 11 W**
 — FINISH DESIGNATION (AVAILABLE IN N & W;
 TABLE 31, PAGE 21)
 — SHELL SIZE (TABLE 22)
 — SELF-LOCKING



M85049/15

45° TIE MOUNT STRAIN RELIEF, SELF-LOCKING.

M85049/15 **S 11 W**
 — FINISH DESIGNATION (AVAILABLE IN N & W;
 TABLE 31, PAGE 21)
 — SHELL SIZE (TABLE 22)
 — 'S' FOR SELF-LOCKING
 — 'G' FOR SELF-LOCKING WITH GROUNDING LUG



M85049/16

90° TIE MOUNT STRAIN RELIEF, SELF LOCKING WITH GROUNDING LUG.

M85049/16 **G 11 W**
 — FINISH DESIGNATION (AVAILABLE IN N & W;
 TABLE 31, PAGE 21)
 — SHELL SIZE (TABLE 22)
 — SELF-LOCKING WITH GROUNDING LUG

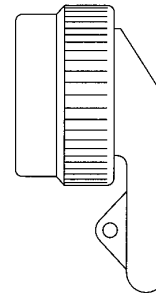


TABLE 22

SHELL SIZE	MAX CABLE ENTRY	CONNECTOR INTERFACE THREAD SIZE
9	.264 (6.71)	M12 x 1.0-6H
11	.392 (9.96)	M15 x 1.0-6H
13	.506 (12.85)	M18 x 1.0-6H
15	.631 (16.03)	M22 x 1.0-6H
17	.756 (19.20)	M25 x 1.0-6H
19	.845 (21.46)	M28 x 1.0-6H
21	.970 (24.64)	M31 x 1.0-6H
23	1.095 (27.81)	M34 x 1.0-6H
25	1.220 (30.99)	M37 x 1.0-6H

NOTE:
METRIC CONVERSIONS IN PARENTHESES.

Interface Accessories For:

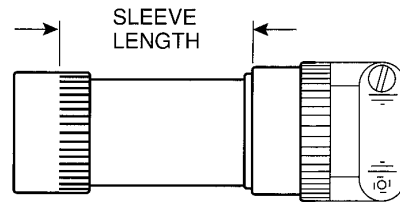
MIL-C-38999 SERIES III AND IV

M85049/18

STRAIGHT BACKSHELL, ENVIRONMENTAL, RFI/EMI.

M85049/18 9 W 02 A

- 9 — LENGTH CODE (TABLE 26)
- W — CLAMP SIZE (TABLE 25)
- 02 — FINISH DESIGNATOR (AVAILABLE IN N & W; TABLE 31, PAGE 21)
- A — SHELL SIZE (TABLES 23 & 27)



M85049/19

(PART NO. AS PER M85049/18)
STRAIGHT BACKSHELL, NONENVIRONMENTAL, RFI/EMI.

M85049/21

(PART NO. AS PER M85049/18, FINISH CODE 'A' ONLY)
STRAIGHT BACKSHELL, NONENVIRONMENTAL.

M85049/20

STRAIGHT BACKSHELL, RFI/EMI.

M85049/20 - 11 W

- 11 — FINISH DESIGNATOR (AVAILABLE IN N & W; TABLE 31, PAGE 21)
- W — SHELL SIZE (TABLES 24 & 27)

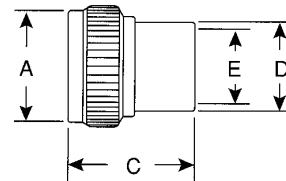


TABLE 23

SHELL SIZE	CLAMP SIZE	
	MIN	MAX
9	01	02
11	01	03
13	02	04
15	02	05
17	02	06
19	03	07
21	03	08
23	03	09
25	04	10

TABLE 24

SHELL SIZE	'A' DIA MAX	'C' MAX	'D' DIA MAX	'E' MAX CABLE ENTRY
9	.75 (19.05)	1.3 (33.02)	.347 (8.81)	.265 (6.73)
11	.85 (21.59)	1.3 (33.02)	.498 (12.65)	.343 (8.71)
13	1.00 (25.40)	1.3 (33.02)	.510 (12.95)	.437 (11.10)
15	1.10 (27.94)	1.3 (33.02)	.630 (16.00)	.562 (14.27)
17	1.25 (31.75)	1.3 (33.02)	.760 (19.30)	.687 (17.45)
19	1.40 (35.56)	1.3 (33.02)	.890 (22.61)	.812 (20.62)
21	1.50 (38.10)	1.3 (33.02)	1.010 (25.65)	.937 (23.80)
23	1.65 (41.91)	1.3 (33.02)	1.130 (28.70)	1.046 (26.57)
25	1.75 (44.45)	1.3 (33.02)	1.202 (30.53)	1.125 (28.58)

TABLE 25

CLAMP SIZE	CABLE RANGE	
	MIN	MAX
01	.062 (1.58)	.125 (3.18)
02	.125 (3.18)	.250 (6.35)
03	.250 (6.35)	.375 (9.53)
04	.312 (7.92)	.500 (12.70)
05	.437 (11.10)	.625 (15.88)
06	.562 (14.27)	.750 (19.05)
07	.687 (17.45)	.875 (22.23)
08	.812 (20.62)	1.000 (25.40)
09	.937 (23.80)	1.125 (28.58)
10	1.062 (26.97)	1.250 (31.75)

TABLE 26

SLEEVE LENGTH		
SHELL SIZE	CODE	LENGTH
9-25	STANDARD	1.5 (38.1)
9-25	A	2.5 (63.5)
15-25	B	3.5 (88.9)
21-25	C	4.5 (114.3)

TABLE 27

SHELL SIZE	CONNECTOR INTERFACE THREAD SIZE
9	M12 x 1.0-6H
11	M15 x 1.0-6H
13	M18 x 1.0-6H
15	M22 x 1.0-6H
17	M25 x 1.0-6H
19	M28 x 1.0-6H
21	M31 x 1.0-6H
23	M34 x 1.0-6H
25	M37 x 1.0-6H

NOTE:
METRIC CONVERSIONS IN PARENTHESES.

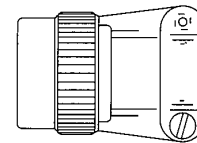
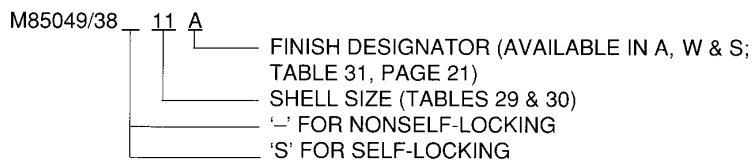


Interface Accessories For:

MIL-C-38999 SERIES III AND IV

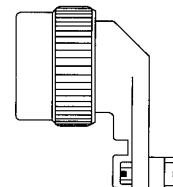
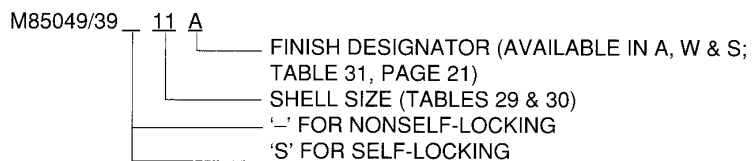
M85049/38

STRAIGHT STRAIN RELIEF, SELF-LOCKING, NONSELF-LOCKING.



M85049/39

90° STRAIN RELIEF, SELF-LOCKING, NONSELF-LOCKING.



M85049/69

SHRINK BOOT ADAPTER.

